


ESSENCE G2 UGR<19 LED PANEL

PRAGMALUX
PROFESSIONAL LIGHTING



KEY FEATURES

- Professional LED panel
- Pragmalux Driver, Philips Xitanium Driver, Osram Driver & DALI Driver Optional
- Available version : 60x60cm and 30x120cm
- Flicker-free
- Efficiency up to 125 lm/W
- Long lifetime L80B10 76,000 hours / L90B50 50,000 hours
- Included driver with fast-connector (except for DALI version)
- Complete range of accessories
- 5 year Pragmalux Warranty

IP20 IK02  650°GWT 125LM/W  

5 PRAGMALUX
YEAR
WARRANTY

DETAILS



30X120 version



Fast connector

OPTIONS

EM **GST**
18i3/5

ACCESSORIES



Surface KIT
4607764
4607771



Pendel KIT
4607795



Clips KIT
4607788



Security cable
4607801



Emergency Kit
1000282

SPECIFICATIONS (ACCORDING TO EN IEC 62722-2-1)

ITEM CODE	DESCRIPTION	W	LM	LM/W	KELVIN	CRI	INPUT CURRENT	LIFETIME L80	EQUIVALENT	BEAM ANGLE
4607719-PR	LED Panel Essence G2 34W 600 3000K UGR<19 Incl. Driver	34	4100	120	3000	≥80	0.17	76000	4x18W	90°
4607726-PR	LED Panel Essence G2 34W 600 4000K UGR<19 Incl. Driver	34	4250	125	4000	≥80	0.17	76000	4x18W	90°
4607733-PR	LED Panel Essence G2 34W 1200 3000K UGR<19 Incl. Driver	34	3900	115	3000	≥80	0.17	76000	2x36W	90°
4607740-PR	LED Panel Essence G2 34W 1200 4000K UGR<19 Incl. Driver	34	4100	120	4000	≥80	0.17	76000	2x36W	90°
4607719-PH	LED Panel Essence G2 32W 600 3000K UGR<19 Incl. Philips Driver	32	3600	113	3000	≥80	0.17	76000	4x18W	90°
4607726-PH	LED Panel Essence G2 32W 600 4000K UGR<19 Incl. Philips Driver	32	3850	120	4000	≥80	0.17	76000	4x18W	90°
4607733-PH	LED Panel Essence G2 32W 1200 3000K UGR<19 Incl. Philips Driver	32	3600	113	3000	≥80	0.17	76000	2x36W	90°
4607740-PH	LED Panel Essence G2 32W 1200 4000K UGR<19 Incl. Philips Driver	32	3850	120	4000	≥80	0.17	76000	2x36W	90°
4607719-PH-DA	LED Panel Essence G2 33W 600 3000K UGR<19 Incl. Philips Dali	33	3950	121	3000	≥80	0.17	76000	4x18W	90°
4607726-PH-DA	LED Panel Essence G2 33W 600 4000K UGR<19 Incl. Philips Dali	33	4125	125	4000	≥80	0.17	76000	4x18W	90°
4607733-PH-DA	LED Panel Essence G2 34W 1200 3000K UGR<19 Incl. Philips Dali	34	3900	115	3000	≥80	0.17	76000	2x36W	90°
4607740-PH-DA	LED Panel Essence G2 34W 1200 4000K UGR<19 Incl. Philips Dali	34	4100	120	4000	≥80	0.17	76000	2x36W	90°
4607733-OS	LED Panel Essence G2 21-30W 1200 3000K UGR<19 Incl.Osram Driver	21-30	2550-3450	121-115	3000	≥80	0.5 - 0.7	76000	4x18W	90°
4607740-OS	LED Panel Essence G2 21-30W 1200 4000K UGR<19 Incl.Osram Driver	21-30	2600-3600	124-120	4000	≥80	0.5 - 0.7	76000	4x18W	90°
4607719-OS	LED Panel 60x60cm Essence G2 21-30W 600 3000K UGR<19 Incl.Osram Driver	21-30	2550-3450	120-115	3000	≥80	0.5 - 0.7	76000	2x36W	90°
4607726-OS	LED Panel 60x60cm Essence G2 21-30W 600 4000K UGR<19 Incl.Osram Driver	21-30	2600-3600	122-120	4000	≥80	0.5 - 0.7	76000	2x36W	90°

TECHNICAL DATA

ELECTRICAL DATA	
Voltage (V)	220-240
Frequency (Hz)	50/60
Power factor (λ)	≥0.95 (Pragmalux driver)
	≥0.90 (Philips driver)
	≥0.98 (Osram driver)
Operating mode	External LED Driver
Electrical connection	Max 2x2,5 mm ² wire
Total harmonic distortion	≤ 20 %

CERTIFICATES & STANDARDS

Driver certificates	CE / ENEC
Fixture certificates	CE
Ingress protection	IP20
Protection class	II
Protection class IK	02
Glow Wire Test (IEC 695-2-1)	650°C
Photobiological safety group EN62778	RG0
IEC	EN IEC 62722-2-1
LM80 (TM21 /) L90B50 (hours)	>50,000

PRAGMALUX

All rights reserved. Pragmalux - PDL Lighting Group B.V. retains the right to modify product specifications without any prior notice or obligation and does not assume any liability for any consequences of using this document. Subject to errors and printing errors. Luminous flux tolerance: +/- 10%. Power consumption tolerance: +/- 10%.

Version: March 2021

Page 1/2

ESSENCE G2 UGR<19 LED PANEL

TEMPERATURES & OPERATING CONDITIONS

Ambient temperature	25°C
Operating temperature	-15 ~ +45°C
Storage temperature	-20 ~ +60°C

COLORS & MATERIALS

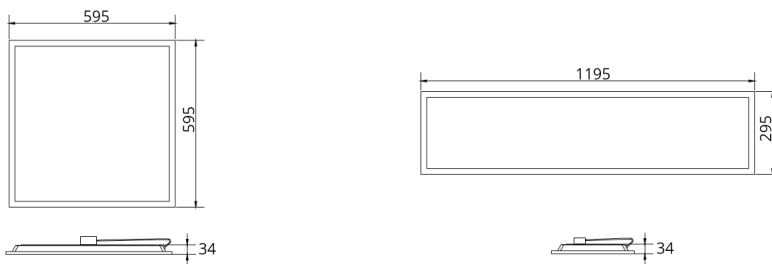
Color (Housing)	White RAL9003
Material (Housing)	Steel
Material (Reflector)	PC

CAPABILITIES

UGR	≤19
Dimmable	No / DALI
Type of connection	Push Terminal, 2-pole
LED Module replacable	No
Installation	Through-wiring possible Loop in Loop out

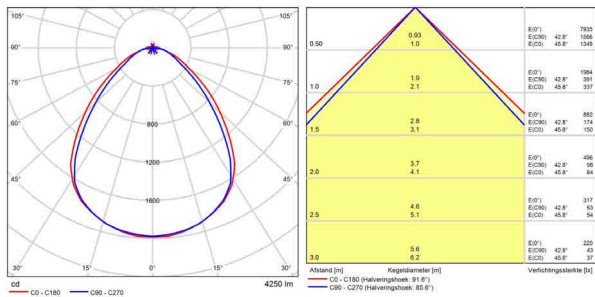
ITEM CODE	DESCRIPTION	DRIVER FAILURE RATE AT 5,000H	INRUSH CURRENT IPEAK (A)	INRUSH CURRENT TWIDTH (µs)	MAX. NO. OF DRIVERS ON MCB TYPE B 10A	MAX. NO. OF DRIVERS ON MCB TYPE B 16A	MAX. NO. OF DRIVERS ON MCB TYPE C 10A	MAX. NO. OF DRIVERS ON MCB TYPE C 16A
4607719-PR	LED Panel Essence G2 34W 600 3000K UGR<19	≤1%	13	254	22	35	36	54
4607726-PR	LED Panel Essence G2 34W 600 4000K UGR<19	≤1%	13	254	22	35	36	54
4607733-PR	LED Panel Essence G2 34W 1200 3000K UGR<19	≤1%	13	254	22	35	36	54
4607740-PR	LED Panel Essence G2 34W 1200 4000K UGR<19	≤1%	13	254	22	35	36	54
4607719-PH	LED Panel Essence G2 32W 600 3000K UGR<19-Philips	≤1%	5.27	52	42	68	70	115
4607726-PH	LED Panel Essence G2 32W 600 4000K UGR<19-Philips	≤1%	5.27	52	42	68	70	115
4607733-PH	LED Panel Essence G2 32W 1200 3000K UGR<19-Philips	≤1%	5.27	52	42	68	70	115
4607740-PH	LED Panel Essence G2 32W 1200 4000K UGR<19-Philips	≤1%	5.27	52	42	68	70	115
4607719-PH-DA	LED Panel Essence G2 33W 600 3000K UGR<19-Philips Dali	≤1%	20.4	195	20	32	33	54
4607726-PH-DA	LED Panel Essence G2 33W 600 4000K UGR<19-Philips Dali	≤1%	20.4	195	20	32	33	54
4607733-PH-DA	LED Panel Essence G2 34W 1200 3000K UGR<19-Philips Dali	≤1%	20.4	195	20	32	33	54
4607740-PH-DA	LED Panel Essence G2 34W 1200 4000K UGR<19-Philips Dali	≤1%	20.4	195	20	32	33	54
4607733-OS	LED Panel Essence G2 21-30W 1200 3000K UGR<19-Osram	≤1%	16	100	15	25	33	54
4607740-OS	LED Panel Essence G2 21-30W 1200 4000K UGR<19-Osram	≤1%	16	100	15	25	-	-
4607719-OS	LED Panel 60x60cm Essence G2 21-30W 600 3000K UGR<19-Osram	≤1%	16	100	15	25	-	-
4607726-OS	LED Panel 60x60cm Essence G2 21-30W 600 4000K UGR<19-Osram	≤1%	16	100	15	25	-	-

DIMENSIONS



PHOTOMETRIC SPECIFICATIONS

LED PANEL ESSENCE G2 34W 600 4000K UGR<19 INCL. DRIVER



LED PANEL ESSENCE G2 34W 1200 4000K UGR<19 INCL. DRIVER

